



# NEXSYSADC<sup>TM</sup>

## AUTOMATED DISPENSING TECHNOLOGY



CAPSAHEALTHCARE

## Practical Automated Dispensing Technology

**Capsa Healthcare** brings you the next generation of medication management technology. NexsysADC is the simplest, most secure system to fully control the onsite storage of medications and supplies, at a fraction of the price of alternative automated dispensing cabinets. You are assured a faster ROI without compromising safety, security, or operational flexibility. And your patients and clinicians benefit from having the right dose on-hand at the exact time it's needed.



**4T Countertop Cabinet**

**Main Cabinet**

**NexsysADC** is where automated dispensing meets inventive, intuitive design to provide security and storage for a host of care environments.

- Extended care/nursing homes
- Critical access hospitals
- Surgery centers
- Rehab & psych environments
- Hospice
- Education simulation
- Veterinary clinics
- Dental surgery

# The Intelligent Choice for Stat Medication Dispensing

## The NexsysADC Difference

- **Medication Security:** Innovative solution to manage the restocking and access of controls and value medications, with built-in tamper-evidence.
- **Fast ROI Without Compromise:** Your Capsa Representative will run a detailed analysis to show how NexsysADC can be deployed in more facilities for broader control and higher customer satisfaction, compared to alternative ADCs.
- **Efficient Stat Dose/Electronic E-Kit Delivery:** Eliminates manual methods like the “tackle box” commonly used in extended care settings.
- **Configurable For Each Facility:** We custom-build each unit for your specific needs, based on your medication list and patient population.
- **Streamlined Replenishment & Inventory:** NexsysADC identifies what medications need to be restocked. The flexible replenishment process saves time, reduces inventory turns, and prevents diversion.



Every process with NexsysADC is designed to be quick, step-saving, and trackable.

Intuitive, guided access technology assures simplicity and accuracy during the dispensing process, especially controlled and high-value medications.



## Guided Access With 'CAM' Technology

NexsysADC uses "guided access" with illuminated indicators and on-screen prompts. This ensures the clinical staff knows the exact location of the requested medication. Guided access technology also directs restocking and inventory controls.

### The NexsysADC Controlled Access Module (CAM)

Controlled Access Modules, or CAMs, are at the heart of NexsysADC operation for controlled and high-value medications.



For medications held in a CAM, the CAM automatically opens, and the correct med cell is ID'd with a pick-to-light prompt and opened lid. NexsysADC includes built-in alerts against tampering.



Scalable cabinet design permits unique set-up with a mix of CAMs, adjustable open-cell medication bins for routine meds, and bulk supply drawers.



Choose from 12 standard CAM configurations for different medication sizes and quantities (see p. 6-7). CAMs hold 12-25 SKUs in individual cells. Each CAM uses pick-to-light identification and secure locking lids.



Each NexsysADC main cabinet can accommodate up to 10 CAMs; 4T cabinets accommodate up to 4 CAMs.



## Three Storage Methods for Meds & Supplies

### Controlled Access Modules (CAMs)

Controlled and high-value medications are safely guarded in CAMs, with 12 configurations to accommodate different medication sizes and quantities. Each CAM holds up to 25 SKUs in individual locking cells (see p. 6-7).



### Open Cell Medication Bins

Routine meds and non-controlled doses are efficiently managed in dividable open-matrix bins. Even here, guided prompts direct the clinician to the bin and med location. Bins can be set up to accommodate a wide variety of package types and sizes.



- Bin depth: 5 1/2"
- Available in 2-Tier (6 bins) or 3-Tier (9 bins)
- Self-configure each bin up to 14 positions
- Bins lock to the row (tier) level with pick-to-light prompts; all other rows remain locked
- Design each bin with the NexsysADC Cabinet Configurator software

### Supply Drawers

Bulk supplies and larger items are stowed neatly in divided supply drawers. Drawers are available in three depths and each drawer can be configured to hold 1-16 SKUs. Drawers unlock, and an illuminated prompt guides the clinician to the proper location.



- Available in three drawer depths: 3" drawer (one tier), 6" drawer (two tiers), or 10" drawer (three tiers)
- Self-configure each drawer up to 24 compartments
- 10" drawer can accommodate med blister cards (full or half size)
- Supply drawers are secure until item is requested; all other drawers and CAMs remain locked when accessed



*Additional Storage:  
Auxiliary Cabinet (right)*

### Auxiliary Cabinets For Additional Capacity

Dramatically increase your storage capacity with one or more auxiliary cabinets that communicate with your primary NexsysADC (main cabinet or 4T). Accommodate 400+ SKUs with any combination of CAMs, medication bins, and supply drawers.

## Flexible Configurations

### Capsa Helps You Customize The Ideal ADC

Every industry's patient population and medication management needs are unique. That's why NexsysADC was designed to be highly adaptable and scalable to suit any patient group, security level, and budget. Your Capsa Representative will run a detailed analysis to identify the ideal NexsysADC configuration.

## Start Here With These Popular Configurations ...

### Main Cabinet (10-Tier)



Manage a **Low** number of controls + high number of routine meds & supplies

Example Shown:  
1 CAM to secure up to 25 controls.  
Two 3-tier medication bin cassettes,  
10" supply drawer.  
Maximum # SKUs 287



Manage a **Moderate** number of controls + high number of routine meds & supplies

Example Shown:  
2 CAMs to secure up to 50 controls.  
2-tier and 3-tier medication bin  
cassettes, 10" supply drawer.  
Maximum # SKUs 238



Manage a **Higher** number of controls + lower number of routine meds & supplies

Example Shown:  
4 CAMs to secure up to 100 controls.  
3-tier medication bin cassettes, 10"  
supply drawer.  
Maximum # SKUs 352

### CAM Configuration Options



CAM #207034  
15 SKUs



CAM #207035  
25 SKUs



CAM #207036  
20 SKUs



CAM #207038  
22 SKUs



CAM #207039  
19 SKUs



CAM #207040  
18 SKUs

### CAM Cell Specifications

**1x1** (2.76"w x 2.37"d x 2"h) **1x2** (5.78"w x 2.37"d x 2"h) **2x2** (5.78"w x 4.86"d x 2"h)

## Flexible Configurations

Some of the important factors that are considered when configuring a NexsysADC cabinet are:

- Inventory to store in the unit, including quantity
- Number of beds
- Patient population/facility type
- Intent of use (e.g., only controlled items, high value items, or for LTC only Stat/1st doses, electronic E-Kits)
- Security level needs/options

## Or Let Us Design To Your Budget

### 4T Countertop Cabinet (4-Tier)



#### 1-CAM (NXTC-X1-C01-D000)

- Up to 25 locking cells
- Holds up to 150 SKUs



#### 2-CAM (NXTC-X2-C10-D000)

- Up to 50 locking cells
- Holds up to 134 SKUs



#### 4-CAM (NXTC-X4-C00-D000)

- Up to 100 locking cells
- Holds up to 100 SKUs

### Auxiliary Cabinet (10-Tier)



Add 1 or more auxiliary cabinets that communicates with the primary NexsysADC (main cabinet or 4T). Each auxiliary cabinet holds up to 400+ SKUs. Configure with any combination of CAMs, Medication Bins, and Supply Drawers.

Design your cabinet online: [Configurator.CapsaHealthcare.com](http://Configurator.CapsaHealthcare.com)



CAM #207041  
19 SKUs



CAM #207042  
16 SKUs



CAM #207043  
15 SKUs



CAM #207044  
12 SKUs



CAM #207045  
11 SKUs

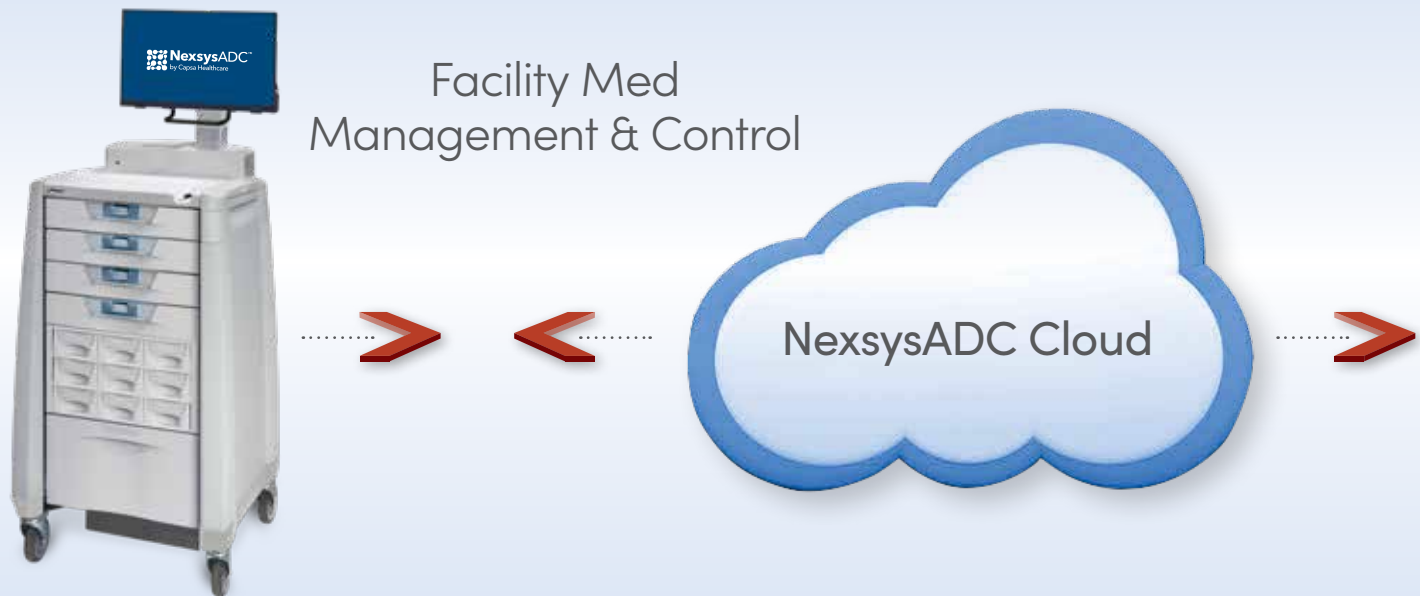


CAM #207046  
13 SKUs

# Management-To-Facility Medication Oversight

## Cloud-Based For Continuity

NexsysADC is enabled by a robust cloud solution for superior information management and maximum uptime. Accessible from anywhere at anytime, the NexsysADC web portal provides access to all your system management functions.



## NexsysADC Software

The NexsysADC operating system is so straightforward that management and clinical staff alike are quickly up-and-running.

### Clear Navigation

- Flexible to accommodate multiple workflow models
- Logical organization
- Action List prompts required tasks of users

### Expedited Workflow

- The simplicity of NexsysADC means less time on the computer, more time with patients
- Clinician authenticates at beginning of the shift by prox card scan or password, then biometric login the rest of the shift
- Minimal steps to select a patient and medication for maximum clinician efficiency
- Large touch screen monitor

### Safety At Every Step

- Multiple safeguards to ensure only the correct medication is chosen
- Unauthorized access is prevented

## Uncompromising Data Security

Meets the highest standards for cyber security and HIPAA compliance.





## Interoperability Across Facilities

### All Systems Networked

All essential patient medication transactions and administrative functions are captured by the NexsysADC system, such as access activity and user reporting, charge capture, and restock management. Capsa ensures the seamless and secure flow of information.

### Management System Interface



### Interfaced With Your Management System

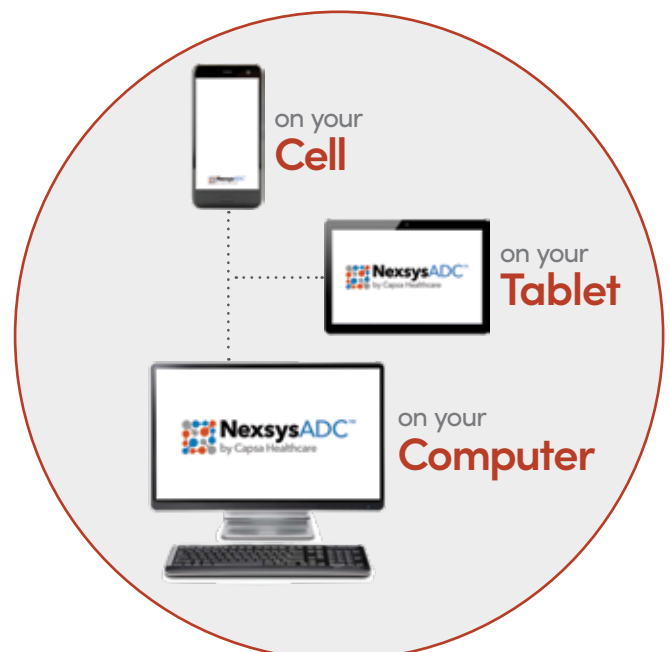
NexsysADC interfaces with your management system with our robust 2-way Pulse Interface Engine (HL7). Every step of the process is connected:

- **Patient Sync** for true patient validation that reduces the chance of medication errors.
- **Patient Order Sync** that only allows dispensed medications against approved orders.
- **Billing Sync** that sends the usage electronically to the management system to eliminate manual billing and avoid potential revenue loss.

### EMR/EHR Interface

NexsysADC is capable of interfacing with most electronic patient record systems. Ask your Capsa Representative for details.

### NexsysADC Portal Access



## Replenishment & Inventory Security

You have complete oversight of the inventory inside each NexsysADC cabinet. This vital information is accessible 24/7, anywhere via cloud connection.

- Full medications stock list
- Meds near or below par level
- Meds near or out of expiration

### Pharmacy Tiered Replenishment Process

#### Option 1:

##### *Manual Onsite Refilling*

Pharmacy carries restock medications to the facility and replenishes onsite. The Restock function will guide the user to the exact placement of medications in either a CAM or a medication bin.



*Option 1  
Manual Onsite  
Refilling*

#### Option 2:

##### *Prestock*

##### *(Maximize Restocking Efficiency)*

Pharmacy uses the NexsysADC online portal to create a restock action item, addressing all items to be restocked (assign quantities, update lot and expiration date). An icon will display on the cabinet screen for an approved user to complete the guided restocking onsite.



*Option 2  
Prestock*

#### Option 3:

##### *Full Exchange (High Security)*

Pharmacy completes one-to-one exchange of fully stocked CAMs and/or medication cassettes. Patent pending technology assures all access, inventory, and event data are maintained in each CAM and medication bin even during the transfer process.

*(See our CAM Transfer Tote, p.12)*



*Option 3  
Full CAM Exchange*

### Pharmacy Replenishment Station

The workflow software for every step of medication replenishment is contained here. The Pharmacy Replenishment Station controls and tracks who performed the filling and checking, what medications were filled, and when each transaction occurred. The Replenishment Station also serves as a docking station to refill CAM units for Option 3 above.

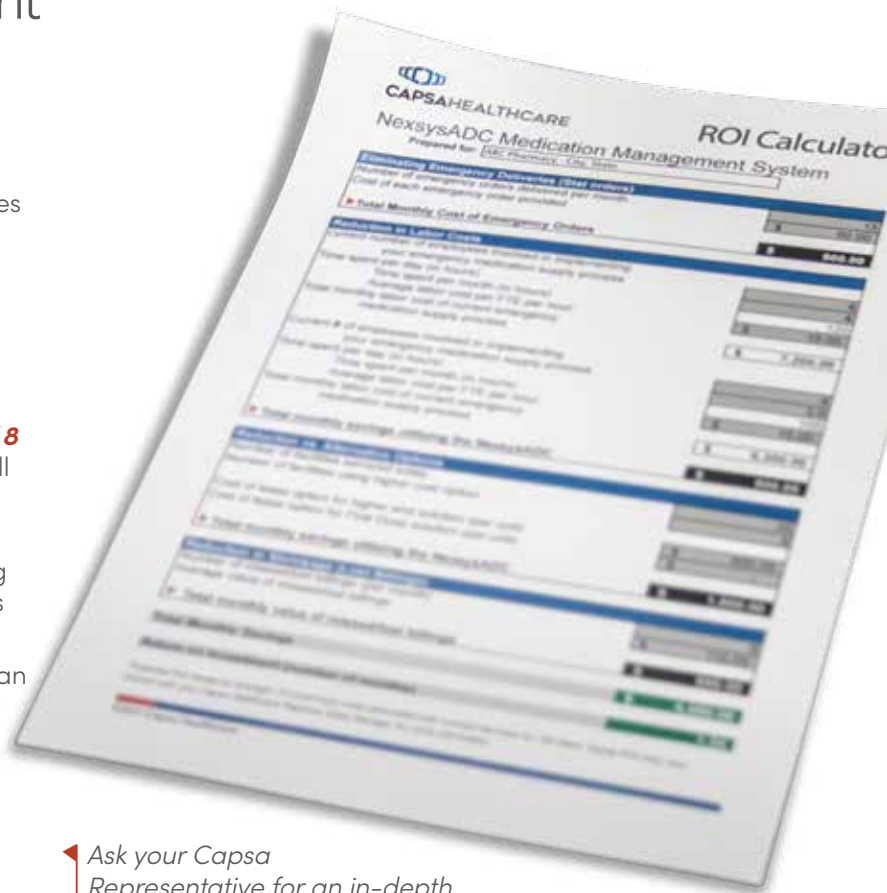


- Secure docking mechanism to open CAMs in pharmacy
- Assign med quantities to restock locations
- Guide the pharmacy staff to each cell location
- Manage par levels and expiration dates

## An Intelligent Investment

NexsysADC delivers an accelerated ROI in months, not years. Here are just a few ways NexsysADC improves revenue flow, eliminates unnecessary expenses, and from Day 1 becomes an indispensable part of your medication management strategy.

- NexsysADC eliminates courier runs for stat doses – that saves an average of **\$108** per run.
- NexsysADC saves FTE time – since **7 out of 8** LTC pharmacies need a staff member to fill stat doses at least some part of each day.
- NexsysADC can increase your charge capture by as much as **75%**, while reducing costs associated with stat doses/first doses by **50%**.
- NexsysADC main cabinet costs **40% less** than traditional ADC systems, and countertop-sized 4T costs **50-60% less**.
- NexsysADC directly impacts a facility's **#1 focus** – the delivery of superb patient care.



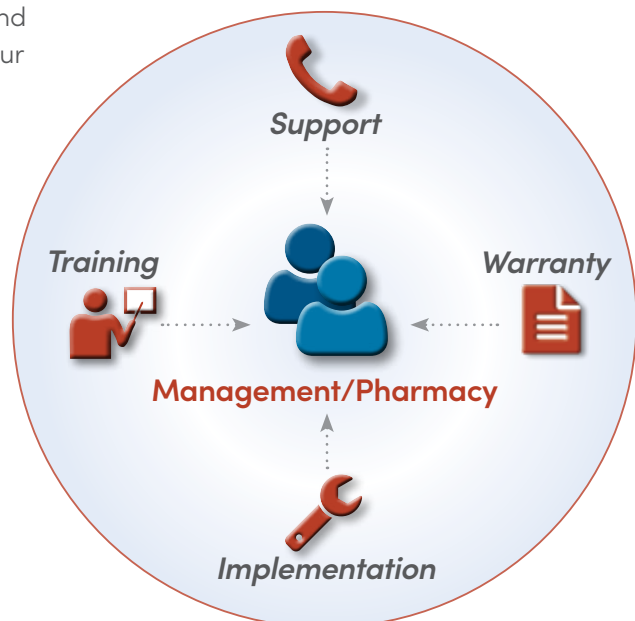
Ask your Capsa Representative for an in-depth business analysis with our ROI calculator.

## Implementation, Training, Support

Capsa Healthcare makes the planning, installation and training of NexsysADC simple and straightforward. Our Support team focuses on the unique needs of each user, from management to clinician.

- High-detail project management
- On-site training
- 24/7 dedicated support
- Dedicated NexsysADC Support Hotline

*The best way to experience the innovative NexsysADC is to contact your Capsa Representative for an onsite demonstration.*



## Cabinet Specifications

### Main Cabinet Specifications

- Cabinet size 25"(w) 24"(d) 43"(h)
- Adjustable 22" touchscreen monitor; top of monitor 67"(h) maximum
- Work surface height 43"
- Capacity up to 400 SKUs (highly configurable)
- 145 lbs (empty) up to 350 lbs (with 10 CAMs)
- UL tested & approved
- USA Patents: 10,045,899; 10,045,900

### 4T Specifications

- Cabinet size 23.5"(w) 20.4"(d) 17.7"(h)
- Adjustable 14" touchscreen monitor (total unit height 26")
- Capacity up to 150 SKUs (highly configurable)
- Weight 100 lbs (empty)
- Metal mounting plate, hardware, template included

### Both Models:

- Power requirements: Standard dedicated universal outlet
- 2D barcode scanner and prox card reader
- Biometric finger scanner
- Windows 10 operating system
- Ethernet, WiFi networking
- Built-in uninterrupted power supply

## Optional Accessories



Stationary Leg Kit



Wall Lock Assembly



Pharmacy Replenishment Station



CAM Transfer Tote (holds 1-3 CAMs)



Auxiliary Cabinet



Label Printer



Slide-Out Surface (standard)



External Keyboard



Certified ISO  
27001:2013



Certified ISO  
9001:2015



**CAPSAHEALTHCARE**

[www.CapsaHealthcare.com](http://www.CapsaHealthcare.com) | 800.437.6633

4253 NE 189th Avenue  
Portland, OR 97230